

Panasonic

ideas for life

PT-LB10U
Micro Portable XGA LCD Projector

Powerful, Compact, Quick



- High performance, compact body
 - 2000 lumens bright
 - Notebook-size compact body
 - Ultra-lightweight: 4.7 pounds
 - Short-throw zoom lens
- Quick operation
 - 5-second speed start
 - One-touch auto setup with digital keystone correction
 - Direct power off
- Sophisticated functions
 - Project AI
 - Index window
 - Secure, anti-theft features
 - Auto power off



High Performance, Compact Body

2000 Lumens Bright

A high-performance optical system combines with a high-efficiency 155-W UHM™ lamp to deliver a super-bright 2000 lumens.

Notebook-Size Compact Body

PT-LB10U is 11.7 inches wide by 8.3 inches deep—about the size of a letter-size paper—and only 2.6 inches high. It slips easily into a bag or briefcase. The compact size makes the PT-LB10U highly mobile and minimizes the space required for presentations or storage.



Unplug and Go

Designed for both top performance and easy mobility, the Panasonic PT-LB10U packs an array of powerful functions into a compact, lightweight body.

The PT-LB10U boasts an outstanding 2000 lumens of brightness.

Operation is quick and convenient. With Speed Start, the image appears in approximately five seconds after you press the power button. And when the presentation is completed, Direct Power Off lets you disconnect the power cable and move the projector right away.

These features combine with one-touch auto setup and automatic keystone correction to save you time before, during, and after a presentation. You'll find the PT-LB10U a pleasure to use from the moment you arrive till the moment you leave.

Ultra-Lightweight: 4.7 Pounds

At only 4.7 pounds, PT-LB10U won't weigh you down—even when you're toting along a notebook PC as well. Convenient size and weight are just two reasons why the PT-LB10U is the logical choice for mobile presentations.

Quick Operation



These three functions give you a quicker start and a faster finish. They take all the trouble out of setting up, so you can concentrate on your presentation.

Ready

5-Sec Speed Start

Switch the power on and the projector is ready in just five seconds.

Set

One-Touch Auto Setup

Simply point the projector toward the screen and press the Auto Setup button. The projector makes all the necessary settings itself.

Presentation

Go

Direct Power Off

When the presentation is finished, you can switch off the power, unplug, and leave with the projector right away.

Short-Throw Zoom Lens

This saves space by shortening the distance needed between screen and projector. You can project a 100-inch image from about 9.8 feet away, which lets you place the projector at the front of the table.

Quick Operation

5-Second Speed Start

Speed Start slashes the time it takes to get your presentation under way. The image appears in approximately 5 seconds after you press the power button. Behind this breakthrough is Panasonic's high-precision lamp and lamp power supply—an advantage made possible by our advanced production technology.

One-Touch Auto Setup with Digital Keystone Correction

This function assures quick and easy setup. The projector handles the basic image adjustments, from phasing to vertical and horizontal position. The built-in gravity sensor detects the projector's angle relative to the floor and corrects for vertical keystone distortion accordingly.

Direct Power Off

When the presentation is completed, Direct Power Off lets you disconnect the power cable and move

the projector right away* because the cooling fan keeps operating until the lamp is cooled.

* The projector cannot be placed into a bag until the cooling fan stops operating.

Auto Search

This detects which signal is input and switches automatically. It also memorizes the input last used so that you don't have to press the Input Select button next time you turn on the projector if you usually project the same input source.

Sophisticated Functions

Secure, Anti-Theft Features

The PT-LB10U is designed with effective anti-theft features, including a User Password, Control Panel Lock and Text Superimposing. It also has a security lock slot compatible with the Kensington MicroSaver® cable.


Projector AI

It automatically adjusts the lamp power to the optimum level to match the characteristics of the picture in real time. The result is increased dynamic range for higher contrast.

Index Window

Any image in the presentation, RGB or video input,

can be frozen, and displayed on the left or right side of the screen as an Index Window, while the display of subsequent images continues on the other side.



Auto Power Off

This lets you specify a time (from 15 to 60 minutes, in 5-minute steps) after which the projector automatically enters standby mode if unused.

More Valuable Features

- Automatic input signal detector
- HDTV compatibility
- Full compatibility with sRGB color space for accurate color reproduction (in natural mode)
- Color temperature selection (standard/high/ low)
- Picture mode selection (standard/dynamic/ natural)
- Blackboard mode allows you to project images onto an ordinary classroom or conference room blackboard.
- Still mode
- 3x digital zoom
- Freeze
- Shutter function for image and sound muting
- Selectable 8-language on-screen menu (English, German, French, Spanish, Italian, Russian, Chinese, Korean)
- Discrete S-Video and video inputs allow connection of two DVD/video sources at a time
- Card remote control
- Ceiling mountable (option)
- Lamp power high/low selection
- Fan control for high elevations (above 4,600 feet/1,400 m)
- Temperature warning indication
- Lamp replacement warning indication

Ecology-Conscious Design

Panasonic works from every angle to minimize environmental impact in the product design, production and delivery processes, and in the performance of the product itself over its life cycle. The PT-LB10U reflects the following ecological considerations.

- Lead-free solder is used to mount components to the printed circuit boards.
- No halogenated flame retardants are used in the cabinet.
- No styrofoam is used in the packing materials.
- Lead-free glass is used for the lens.
- The packing case and operating manual are made from recycled paper.

Direct Power Off

When the presentation is done, just unplug the power cord, pack up and go. The projector continues cooling even after you pull the plug, so you can move quickly from one site to the next.

Simple, easy-to-understand control buttons with logical layout



Separate power supply for cooling fan and control circuit

Rear View



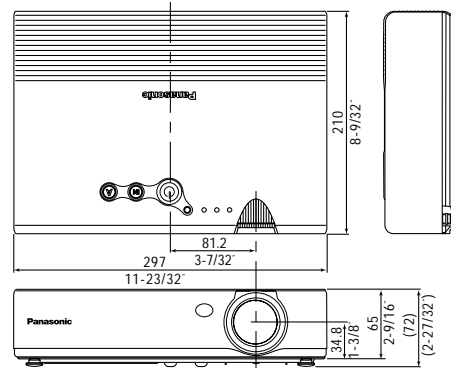
Specifications

Power supply 100–240 V AC, 50/60 Hz
Power consumption 220 W (6 W in standby mode with fan stopped)
Optical system Dichroic mirror separation/prism synthesis system
LCD panel
Panel size 0.7" diagonal with micro lens array (4:3 aspect ratio)
Display method Transparent LCD panel (x 3, R/G/B)
Drive method Active matrix
Pixels 786,432 (1,024 x 768) x 3, total of 2,359,296 pixels
Pixel configuration Stripe
Lens Manual zoom/focus lens (1:1–1:1.2), F 1.7–1.9, f 21.5–25.8 mm
Lamp 155 W UHM™ lamp
Colors Full color (16,777,216 colors)
Brightness 2000 lumens
Uniformity 90%
Contrast 500:1*1 (full on/full off)
Scanning frequency
RGB Horizontal: 15–91 kHz, Vertical: 50–85 Hz
YPbPr 480i (525i): fh 15.75 kHz; fv 60 Hz
 576i (625i): fh 15.63 kHz; fv 50 Hz
 480p (525p): fh 31.5 kHz; fv 60 Hz
 576p (625p): fh 31.25 kHz; fv 50 Hz
 720p (750p): fh 45 kHz; fv 60 Hz
 1080i (1125i): fh 33.75 kHz; fv 60 Hz
 1080i (1125i): fh 28.125 kHz; fv 50 Hz
S-Video/Video NTSC, NTSC4.43, PAL-M, PAL60: fh 15.75 kHz; fv 60 Hz
 PAL, SECAM, PAL-N: fh 15.63 kHz; fv 50 Hz
Projection size 33–300 inches (838–7,620 mm) diagonally
Throw distance 3.7–35.1' (1.1–10.7 m)
Optical axis shift 6:1 (fixed)
Screen aspect ratio 4:3
Keystone correction range Vertical: approx. ±30°
On-screen menu 8 languages: English, French, German, Spanish, Italian, Chinese, Korean, Russian
Installation Ceiling/desk, front/rear (menu selection)
Built-in speakers 1.0 W (monaural) output power

Terminals
RGB IN
RGB signal D-sub HD 15-pin x 1
 G: 0.7 Vp-p (1.0 Vp-p for Sync on G), 75 Ω; R, B: 0.7 Vp-p, 75 Ω
 HD, VD, SYNC: TTL, high impedance (positive/negative polarity)
YPbPr signal Y: 1.0 Vp-p (including sync signal), 75 Ω; Pb, PR: 0.7 Vp-p, 75 Ω
RGB OUT
RGB signal D-sub HD 15-pin x 1
 G: 0.7 Vp-p (1.0 Vp-p for Sync on G), 75 Ω; R, B: 0.7 Vp-p, 75 Ω
 HD, VD, SYNC: TTL, high impedance (positive/negative polarity)
YPbPr signal Y: 1.0 Vp-p (including sync signal), 75 Ω; Pb, PR: 0.7 Vp-p, 75 Ω
VIDEO IN RCA pin x 1, 1.0 Vp-p, 75 Ω
S-VIDEO IN Mini DIN 4-pin x 1, Y: 1.0 Vp-p, C: 0.286 Vp-p, 75 Ω
AUDIO IN RCA (L, R) x 1, 0.5 Vrms, for RGB/VIDEO/S-VIDEO
SERIAL Mini DIN 8-pin x 1 (RS-232C)
Power cord length 6.7' (2 m)
Cabinet material ABS/PC
Dimensions (W x H x D) 11-23/32" x 2-9/16" x 8-9/32" (297 x 65 x 210 mm)*2
Weight 4.7 lbs. (2.1 kg)
Operating environment
Temperature 32°–104°F (0°–40°C)
Humidity 20%–80% (no condensation)
Remote control unit
Power supply 3 V DC (Lithium CR2025 battery x 1)
Operation range*3 Approx. 23 feet (7 m) when operated from directly in front of the signal receptor
Dimensions (W x H x D) 1-9/16" x 3-3/8" x 1/4" (40 x 86 x 6.5 mm)
Weight 0.6 oz. (18 g) (including a battery)
Supplied accessories
 • Card-type remote control
 • Battery for remote control
 • Power cord
 • VGA cable
 • Carrying bag
Optional accessories
 ET-LAB10 Replacement lamp unit
 ET-PKC80 Ceiling mount bracket
 ET-RM300 Full-function wireless remote control
 ET-ADSER Serial adapter (DIN 8-pin/D-sub 9-pin)

*1: In All mode.
 *2: Height including protruding parts and legs: 2-27/32" (72 mm).
 *3: Operation range differs depending on the environment.

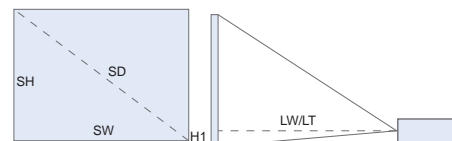
Dimensions



Unit: mm/inch

Projection Distance

Diagonal image size (4:3 aspect ratio)	Distance to screen		Height from the edge of screen to center of lens
	min.	max.	
33' / 0.84 m / 2.7	–	1.1 m / 3.6	8 cm / 3.1
40' / 1.02 m / 3.3	1.2 m / 3.9	1.4 m / 4.6	9 cm / 3.5
50' / 1.27 m / 4.2	1.5 m / 4.9	1.7 m / 5.6	11 cm / 4.3
60' / 1.52 m / 4.9	1.8 m / 5.9	2.1 m / 6.9	14 cm / 5.5
70' / 1.78 m / 5.8	2.1 m / 6.9	2.4 m / 7.9	16 cm / 6.3
80' / 2.03 m / 6.7	2.4 m / 7.9	2.8 m / 9.2	18 cm / 7.1
90' / 2.29 m / 7.5	2.7 m / 8.9	3.2 m / 10.5	20 cm / 7.9
100' / 2.54 m / 8.3	3.0 m / 9.8	3.5 m / 11.5	22 cm / 8.7
120' / 3.05 m / 10.0	3.6 m / 12.5	4.2 m / 13.8	26 cm / 10.2
150' / 3.81 m / 12.5	4.5 m / 14.8	5.3 m / 17.4	33 cm / 13.0
200' / 5.08 m / 16.7	6.0 m / 19.7	7.1 m / 23.3	44 cm / 17.3
250' / 6.35 m / 20.8	7.5 m / 24.6	8.9 m / 29.2	55 cm / 21.7
300' / 7.62 m / 25.0	9.0 m / 29.5	10.7 m / 35.1	66 cm / 26.0



SD: Diagonal image size
 SH: Height of projected image
 SW: Width of Projected image
 LW: Minimum projection distance
 LT: Maximum projection distance
 H1: Height from the edge of screen to center of lens



Panasonic Broadcast & Television Systems Company
 Presentation Systems Group
 1 888 843 9788
 www.panasonic.com/projectors

Headquarters
 1 Panasonic Way, 4E-7
 Secaucus, NJ 07094
 201 348 5300

Panasonic Canada Inc.
 5770 Ambler Drive
 Mississauga, Ontario
 Canada L4W 2T3
 905 624 5010

Please contact Panasonic or your dealer for a demonstration.

