



**Daylight
View**

The World's Lightest 3,000-Lumen Projectors



- High power and portability
 - The world's lightest 3,000-lumen projector*¹
 - Ultra-lightweight: 2.5 kg (5.5 lbs)*²
- Daylight View technology
 - 150% improvement in image performance*³
 - Vivid colours in a bright room
 - Auto operation with ambient light sensor (ALS)
- Easy wireless projection
 - Wireless PC motion/sound streaming*⁴
 - High-speed data transfer
 - Flexible 16-window index style
 - Simple, user-friendly settings
- Quick operation
 - 2-second speed start
 - One-touch auto setup with digital keystone correction
 - Direct power off

*¹ As of May 2005

*² PT-LB30NTEA: 2.6 kg/5.7 lbs. PT-LB30EA: 2.5 kg/5.5 lbs.

*³ In comparison with our product. Measurements taken at the five main patches of the GretagMacbeth colour chart, under typical meeting room light conditions of 400 lux with a screen size of 80 inches.

*⁴ Supports ASF, WMV, AVI, MPEG4 and MPEG1/2 movie formats.

Daylight View Technology

150% Improvement in Image Performance



Daylight View

Daylight View technology significantly improves image performance. It achieves a 150% improvement in image performance and significantly boosts colour perception in bright rooms such as conference rooms and classrooms.

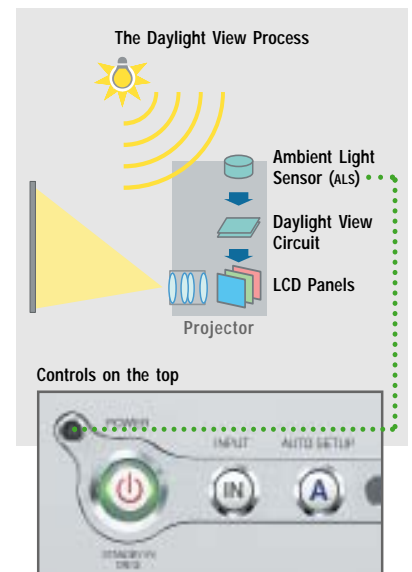
Vivid Colours in a Bright Room

Panasonic's unique Daylight View technology greatly improves colour perception in bright rooms. Pale colours are divided into six basic colour components (red, green, blue, yellow, cyan and magenta) for more precise control. Daylight View achieves a superb level of image performance that produces less of a difference between PC display images and projected images.

Auto Operation with Ambient Light Sensor

The top panel of the unit is equipped with an ambient light sensor (ALS). The ALS detects changes in the ambient light intensity and optimises colour compensation in four steps according to the environment. The Daylight View mode also provides white balance adjustment settings for both fluorescent and incandescent lamps to match the room lighting.

The Panasonic PT-LB30 Series with Daylight View



Daylight View technology enables Panasonic projectors to achieve the same image performance as projectors a class above them, while consuming less power. This helps to save energy resources that would otherwise be wasted.

Conventional 3,000-lumen projectors

Colours turn whitish



*1 In comparison with our product. Measurements taken at the five main patches of the GretagMacbeth colour chart, under typical meeting room light conditions of 400 lux with a screen size of 80 inches.
 *2 The Daylight View effect may vary depending on screen size, screen gain, and surrounding brightness.

Easy Wireless Projection (PT-LB30NTEA)

Set yourself free. 



PC Movies

Wireless PC Motion/Sound Streaming

Wireless Manager Mobile Edition 2, an original application software for wireless presentations, is supplied. This software makes it easy to use a variety of wireless functions. In Motion Streaming mode, moving-image files*3 can be sent completely wireless, together with audio, from the hard disk of a PC. There's no need to connect an external video source. Just set up the PC somewhere in the room and immediately start into an effective presentation using both moving images and sound.



Sound



Movie Files

ment-adaptive dispersion algorithm to make moving pictures in Motion Streaming mode extremely smooth too.


Flexible 16-Window Index Style

In Multi Live mode, a single projector unit can receive data from multiple PCs and display their images simultaneously on its multi-window screen. The projection style can be selected from Four Window, Index and Extended Index. It is also possible to send images from a single PC to multiple projector units.*5

Extended Index Style: 16 Thumbnails
This style projects images from up to sixteen PCs as small windows. Using the projector's remote control, you can select any one of the index windows and display it on the main window or on a full screen.



Index Style: Four Thumbnails
This style projects images from up to four PCs as small windows along the bottom of the screen.



Four-Window Style
The operation is controlled using Wireless Manager ME 2.



By building the wireless function into the projector, we were able to eliminate the need for a wireless card and keep the appearance of the unit slimmer and stylish.

Simple, User-Friendly Settings



Wireless Manager Control Panel

We have simplified the process for installing Wireless Manager ME 2 and setting up a PC for a wireless presentation. Just insert the CD-ROM into the PC, and many of the settings are made automatically. When the presentation is finished, Wireless Manager restores all PC settings to their original state, so the PC is ready to reconnect to your company LAN. When connection is not possible, a detailed error message is displayed to help solve the problem quickly.

Other Wireless Features

- Projector control/status monitoring capability via an Internet browser
- Automatic connection to registered projector units
- Follows the Advanced Encryption Standard (AES), which has been adopted as an official U.S. Government standard
- Wireless shutter function
- One-shot mode
- PowerPoint page up/down operation using the supplied remote control

*3 Supports ASF, WMV, AVI, MPEG4 and MPEG1/2 movie formats. Copyright protection measures prevent wireless projection of DVD sources.
*4 The maximum data transfer speed is 30 frames per second (fps). This speed differs depending on the PC's performance and environment.
*5 Up to eight units.



Quick Operation

2-Second Speed Start

Speed Start slashes the time it takes to get your presentation under way. The image appears within two seconds after you press the power button. Behind this breakthrough is Panasonic's high-precision lamp and lamp power supply—an advantage made possible by our advanced production technology.

One-Touch Auto Setup with Digital Keystone Correction

This function assures quick and easy setup. The projector handles the basic image adjustments, from phasing to vertical and horizontal position. The built-in gravity sensor detects the projector's angle relative to the floor and corrects for vertical keystone distortion accordingly.

Direct Power Off

When the presentation is completed, Direct Power Off lets you disconnect the power cable and move the projector right away*⁶ because the cooling fan keeps operating until the lamp is cooled.



*⁶ The projector cannot be placed into a bag until the cooling fan stops operating.

More Valuable Features

- Short-throw zoom lens
- Anti-theft features: User password, control panel lock and text superimposing
- Projector AI
- Index Window
- Auto power off
- Two RGB inputs
- RGB 2 IN can be switched to RGB 1 OUT for loop-through monitoring
- Three audio inputs (RGB 1, RGB 2, and Video/S-Video)
- Audio monitor out terminal
- Auto Search
- Automatic input signal detector
- HDTV compatibility
- Full compatibility with sRGB colour space for accurate colour reproduction (in natural mode)
- Picture mode selection (standard/dynamic/ natural)
- Blackboard mode allows you to project images onto an ordinary classroom or conference room blackboard
- 3x digital zoom
- Freeze
- Shutter function for image/sound muting
- Selectable 17-language on-screen menu (English, French, German, Spanish, Italian, Korean, Russian, Chinese, Japanese, Swedish, Norwegian, Danish, Portuguese, Polish, Hungarian, Czech, Thai)
- Discrete S-Video and video inputs allow connection of two DVD/video sources at a time
- Ceiling mountable (using optional bracket)
- Lamp power high/low selection
- Temperature warning indication
- Lamp replacement warning indication



For more convenience, the supplied wireless remote control gives almost all function, including input source selection and audio monitor out volume control.



Ecology-Conscious Design

Panasonic meticulously works to minimise environmental impact in the product design, production and delivery processes, and in the performance of the product itself over its life cycle. The PT-LB30 Series reflects the following ecological considerations.

- Lead-free solder is used to mount components to the printed circuit boards.
- No halogenated flame retardants are used in the cabinet.
- No styrofoam is used in the packing materials.
- Lead-free glass is used for the lens.
- The packing case and operating manual are made from recycled paper.

Rear View



High Power and Portability

The PT-LB30NTEA at only 2.6 kg (5.7 lbs.) and the PT-LB30EA at 2.5 kg (5.5 lbs.) each pack a wealth of advanced Panasonic technology into a small, lightweight body. In fact, they are the world's lightest projectors to offer 3,000 lumens of brightness.

Panasonic's innovative Daylight View technology achieves a 150% improvement in image performance and significantly boosts colour perception in bright rooms.

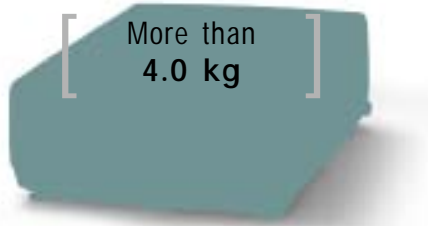
Starting with the wireless motion and sound streaming capability of the PT-LB30NTEA, both projectors pack an array of powerful functions into a compact, lightweight body.

Only
2.6 kg/2.5 kg



PT-LB30NTEA
PT-LB30EA

More than
4.0 kg



Conventional
3,000-lumens
projectors



The PT-LB30NTEA and PT-LB30EA employ a newly developed optical engine that features an aspherical lens system for higher focusing precision. Together with a high-power UHM™ lamp, it allows the PT-LB30NTEA and PT-LB30EA to deliver crisp, bright images.



High-power
220-W UHM™
lamp

Wireless Motion/Sound Streaming

PT-LB30NTEA WIRELESS XGA Projector

3000 lm



Daylight
View



Set yourself free.™

Vivid Presentations Anywhere

PT-LB30EA MOBILE XGA Projector

3000 lm



Daylight
View



Specifications

Power supply 100–240 V AC, 50/60 Hz
Power consumption 300 W (Approx. 4 W in standby mode with fan stopped)
Amps 3.5 A–1.8 A
LCD panel 4:3 aspect ratio, micro lens array
Panel size 0.8" (20.32 mm) diagonal
Display method Transparent LCD panel (x 3, R/G/B)
Drive method Active matrix
Pixels 786,432 (1,024 x 768) x 3, total of 2,359,296 pixels
Pixel configuration Stripe
Lens Manual zoom (1:1–1:1.2), manual focus, F 1.7–1.8, f 24.0–28.8 mm
Lamp 220 W UHM™ lamp
Colours Full colour (16,777,216 colours)
Brightness 3,000 lumens
Uniformity 90%
Contrast 400:1** (full on/full off)
Scanning frequency
RGB Horizontal: 15–91 kHz, Vertical: 50–85 Hz
YPbPr 480i (525i): fh 15.75 kHz; fv 60 Hz
 576i (625i): fh 15.63 kHz; fv 50 Hz
 480p (525p): fh 31.5 kHz; fv 60 Hz
 576p (625p): fh 31.25 kHz; fv 50 Hz
 720p (750p): fh 45 kHz; fv 60 Hz
 1080i (1125i): fh 33.75 kHz; fv 60 Hz
 1080i (1125i): fh 28.125 kHz; fv 50 Hz
S-Video/Video NTSC, NTSC4.43, PAL-M, PAL60: fh 15.75 kHz; fv 60 Hz
 PAL, SECAM, PAL-N: fh 15.63 kHz; fv 50 Hz
Projection size 33–300 inches/838–7,620 mm diagonally
Throw distance 1.1 m–10.8 m (3'7–35'5")
Optical axis shift 6:1 (fixed)
Keystone correction range Vertical: approx. ±30°
On-screen menu 17 languages: English, French, German, Spanish, Italian, Korean, Russian, Chinese, Japanese, Swedish, Norwegian, Danish, Portuguese, Polish, Hungarian, Czech, Thai
Installation Front/rear ceiling/desk (menu selection)
Built-in speakers 4 x 3 cm x 1 (oval), 1.0 W (monaural) output power
Terminals
RGB1 IN D-sub HD 15-pin x 1
RGB signal R, G, B: 0.7 Vp-p, 75 ohms, Sync on green: 1.0 Vp-p, 75 ohms
 HD/SYNC, VD: TTL (positive/negative polarity compatible)
YPbPr signal Y: 1.0 Vp-p (including sync signal), 75 ohms; Pb, Pr: 0.7 Vp-p, 75 ohms
RGB2 IN/RGB1 OUT D-sub HD 15-pin x 1 (input/output selectable using on-screen menu)
RGB signal R, G, B: 0.7 Vp-p, 75 ohms, Sync on green: 1.0 Vp-p, 75 ohms
 HD/SYNC, VD: TTL (positive/negative polarity compatible)
YPbPr signal Y: 1.0 Vp-p (including sync signal), 75 ohms; Pb, Pr: 0.7 Vp-p, 75 ohms
VIDEO IN RCA pin x 1, 1.0 Vp-p, 75 ohms
S-VIDEO IN Mini DIN 4-pin x 1, Y: 1.0 Vp-p, C: 0.286 Vp-p, 75 ohms
AUDIO IN RCA (L, R) x 1, 0.5 Vrms (for VIDEO/S-VIDEO)
RGB AUDIO IN M3 (L, R) x 2, 0.5 Vrms
AUDIO OUT M3 (L, R) x 2, 0–0.5 Vrms (variable)
SERIAL Mini DIN 8-pin x 1 (RS-232C)

Power cord length 2 m (6'7")
Cabinet material Moulded material (ABS/PC)
Dimensions (W x H x D) 327 x 75.8 x 233 mm (12-27/32" x 2-31/32" x 9-5/32")
Weight
PT-LB30NTEA 2.6 kg (5.7 lbs.)
PT-LB30EA 2.5 kg (5.5 lbs.)
Operating environment
Temperature 0°–40°C (32°–104°F)
Humidity 20%–80% (no condensation)
Remote Control Unit
Power supply 3 V DC (button battery x 1)
Operation range*2 Approx. 7 m (23 feet) when operated from directly in front of the signal receptor
Dimensions (W x H x D) 40 x 86 x 6.5 mm (1-9/16" x 3-3/8" x 1/4")
Weight 18 g (0.6 oz.) (including a battery)
Wireless LAN (PT-LB30NTEA)
Standard IEEE802.11b/g
Modulation
IEEE802.11b Direct sequence spread spectrum (ds-ss) system
IEEE802.11g Orthogonal frequency division multiplex (OFDM) system
Transmission system
IEEE802.11b CCK (11/5.5 Mbps), DQPSK (2 Mbps), DBPSK (1 Mbps)
IEEE802.11g 64-QAM (54/48 Mbps), 16-QAM (36/24 Mbps), QPSK (18/12 Mbps), DPSK (9/6 Mbps)
Transmission speed
IEEE 802.11b 11 Mbps, 5.5 Mbps, 2 Mbps, 1 Mbps
IEEE 802.11g 54 Mbps, 48 Mbps, 36 Mbps, 24 Mbps, 18 Mbps, 12 Mbps, 9 Mbps, 6 Mbps
Operation range*2 Approx. 30 m (98'5")
Frequency range 2,412 MHz–2,472 MHz
Channels 1–13 ch

Supplied Accessories

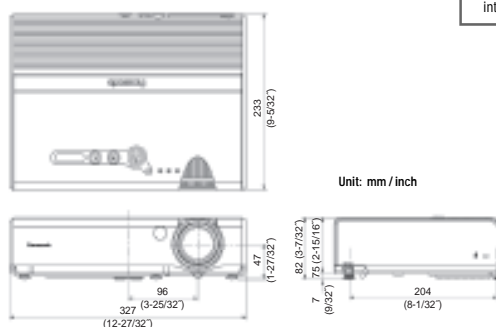
- Card remote control
- Lithium battery for remote control
- Power cord
- RGB signal cable
- Carrying bag
- Software CD-ROM (PT-LB30NTEA)

Optional Accessories

- ET-LAB30 Replacement lamp unit
- ET-PKB30 Ceiling mount bracket
- ET-RM300 Full-function wireless remote control
- ET-ADSER Serial adapter (DIN 8-pin/D-sub 9-pin)

*1: In All mode.
 *2: Operation range differs depending on the environment.

Dimensions



Projection Distance

Diagonal image size (4:3 aspect ratio)	Distance to screen		Height from the edge of screen to center of lens
	min.	max.	
33" / 0.84 m / 2.7'	–	1.1 m / 3.6'	7 cm / 2.8"
40" / 1.02 m / 3.3'	1.2 m / 3.9'	1.4 m / 4.6'	8 cm / 3.1"
50" / 1.27 m / 4.2'	1.5 m / 4.9'	1.7 m / 5.6'	11 cm / 4.3"
60" / 1.52 m / 4.9'	1.8 m / 5.9'	2.1 m / 6.9'	13 cm / 5.1"
70" / 1.78 m / 5.8'	2.1 m / 6.9'	2.5 m / 8.5'	15 cm / 6.3"
80" / 2.03 m / 6.7'	2.4 m / 7.9'	2.8 m / 9.2'	17 cm / 6.7"
90" / 2.29 m / 7.5'	2.7 m / 8.9'	3.2 m / 10.5'	19 cm / 7.5"
100" / 2.54 m / 8.3'	3.0 m / 9.8'	3.5 m / 11.5'	21 cm / 8.3"
120" / 3.05 m / 10.0'	3.6 m / 11.8'	4.3 m / 14.1'	25 cm / 9.8"
150" / 3.81 m / 12.5'	4.6 m / 15.1'	5.4 m / 17.7'	32 cm / 12.6"
200" / 5.08 m / 16.7'	6.1 m / 20.0'	7.2 m / 23.6'	42 cm / 16.5"
250" / 6.35 m / 20.8'	7.6 m / 24.9'	9.0 m / 29.5'	53 cm / 20.9"
300" / 7.62 m / 25.0'	9.1 m / 29.9'	10.8 m / 35.4'	63 cm / 24.8"

To use wireless functions, a PC is required that meets the conditions given below:

OS: Windows XP Home Edition, Windows XP Professional, Windows 2000 Professional, Windows Me (Millennium Edition) or Windows 98SE (Second Edition)
CPU: Pentium III or higher, or other compatible processor (800 MHz or higher recommended when using the live mode; 1 GHz or higher is recommended when playing movies).
Memory: 128 MB or more (256 MB or more for Windows XP or Windows 2000)
Free hard disk space: 60 MB or more
Hardware conditions: CD-ROM drive (for software installation and viewing the user's manual). An 802.11b/g built-in wireless LAN system or external 802.11b/g LAN card must be installed and running normally. However, some 802.11g/b wireless LAN may not allow connection to 802.11g projectors. The data transfer speed will be lower with an 802.11g LAN than that with an 802.11b LAN.
Web browser: Internet Explorer 6.0 or later, Netscape Communicator 7.0 or later
Direct X: DirectX® 8.1b or later must be installed.
 Operation is not guaranteed for all computers that meet the above conditions

NOTES ON USE

- The projector uses a high-voltage mercury lamp that contains high internal pressure. This lamp may break, emitting a large sound, or fail to illuminate, due to impact or extended use. The length of time that it takes for the lamp to break or fail to illuminate varies greatly depending on individual lamp characteristics and usage conditions.
- The brightness of the lamp will gradually decrease with use.
- The lamp, LCD panel, polarizing plate, and polarizing beam splitter (PBS) are consumable parts. These parts may need to be replaced during the guarantee period if the projector is used for six or more hours per day.
- The replacement cycle of the LCD panel, polarizing plate, and polarizing beam splitter (PBS) will be shortened if the projector is subjected to continuous use for six or more hours. Likewise, the replacement cycle of the lamp will be shortened if the power is frequently turned on and off or the projector is subjected to continuous use for 10 or more hours.
- Interruptions may occur in the wireless connection due to signal interference or PC conditions.

Panasonic

Weights and dimensions shown are approximate. Specifications are subject to change without notice. Product availability differs depending on region and country. This product may be subject to export control regulations. UHM is a trademark of Matsushita Electric Industrial Co., Ltd. VGA and XGA are trademarks of International Business Machines Corporation. Windows and PowerPoint are either registered trademarks or trademarks of Microsoft Corporation in the United States and/or other countries. All other trademarks are the property of their respective trademark owners. Projection images simulated.

